

CHSAA NOW
by CHSAA

Wanamaker Corporation

Golf Coaches Guide

2015 Season



Contents

Benefits to Coaches for using iWanamaker	3
Single source for all high school golf	3
Use iWanamaker for all your practices	3
Hole by hole scoring and statistics	3
Hole by hole scoring	3
Statistics.....	3
Why iWanamaker?	4
What is iWanamaker?	4
How it Works?	4
Accessing iWanamaker.....	4
Leagues.....	5
Event Schedules.....	6
Schools.....	6
Coaches	7
Team Rosters.....	7
Rankings.....	8
Coaches Registration	8
Why is registration required?	8
Events	9
Creating an invitational event	9
Modifying or editing an event.....	9
Details.....	9
Courses	10
People/Coaches.....	10
People/Golfers.....	10
People/Spectators	11
Teams	11
Rounds.....	11
Leaderboard	12
Finish/Publish	12

Finish/Test	12
Pre-Event Execution	13
Kick-off announcement	13
Executing an event	13
Post-Event Execution.....	13
Closing a Round and Updating Rankings	13
Spectator and Media Access	14
Accessing iWanamaker for Advanced Users	14
Appendix A - SCHOOL iWanamaker Ratings and Rankings	15
Player Eligibility	15
iWanamaker rating (iWr).....	15
Parameters used to calculate SCHOOL iWanamaker ratings	15
Individual iWr	15
How an iWr is computed	15
Definitions	15
Steps for calculating an individual iWr	16
Team iWr	16
How team ratings are calculated.....	17
Specifying which 9 hole round to use in an invitational tournament	17

Benefits to Coaches for using iWanamaker

Single source for all high school golf

- Schedules, rosters, rankings, statistics and more.
- Family, friends, players, college recruiters and other spectators follow events live on mobile and desktop.
- Easy to access final results for all tournaments.
- Event management designed specifically for high school tournaments.

Use iWanamaker for all your practices

- Using iWanamaker for practice will prepare your team for state for regular season matches as well as the state tournament. It makes every practice an event and elevates every regular season event to seem like a state championship!
- No more transferring scores from scorecards to a spreadsheet because scores are entered by the golfer during each practice round.
- Coaches can use practice data to evaluate season long performance.
- Teach golfers how to become real time competitors.
- Single and multiple round average ratings for practices are calculated automatically during the entire season.

Hole by hole scoring and statistics

Hole by hole scoring

- Live hole by hole scoring entered by the golfer makes tournaments more exciting and saves coaches' time.
- Spectators at the course and those tuning in remotely enjoy following the hole by hole action.
- If scores are entered live by the golfers, the time to tally team and individual results for an entire tournament is greatly reduced.
- What should a golfer do if they do not finish a hole? Choose the X from the list of scores and the system will automatically give the golfer a double par on the hole. The golfer will also be marked as DNS (Did Not Score), they will be pushed to the bottom of the individual leaderboard and their score will not use as part of a team if they are on a team.
- What if the scores of a golfer do not get entered live? Scores must be entered into iWanamaker hole by hole, but, if for some reason scores are not entered live, they will need to be manually put in by the coaches following the event. To enter scores on a desktop, use the feature called "Edit Results" and it will allow for the entry of scores on the desktop version of the application. This feature can be accessed by clicking on "Edit Results" from the event leaderboard home page.

Statistics

Statistics can be entered and used to evaluate a golfer's performance during tournaments and for practice rounds during the entire season. iWanamaker offers a minimal set of statistics to collect during the round in an effort to collect valuable data while not causing slow play. iWanamaker recommends the recording of scores and statistics between holes and not while the golfers are playing a hole. In studies performed on hundreds of rounds, it has been determined that the time between holes is approximately 5 to 8 minutes and it takes less than 20 seconds to enter scores on iWanamaker for 4 players. Statistics generated are:

- Average on par 3, 4 and 5 – because scores are recorded hole-by-hole, statistics can be generated for the averages on all types of holes.
- Average putts – recording the number of putts for each golfer immediately after the hole is complete is a more efficient and accurate method than waiting until the round is complete.
- Greens in regulation – calculated based on the score and putts per hole. Can be used to evaluate the golfer's efficiency to get to the green in regulation.
- Fairways hit – Yes or no, tracks driving accuracy off the tee for all par 4's and 5's.

Why iWanamaker?

- Makes golf more **fun** for everyone!
- Provides **user friendly** live scoring software!
- Helps coaches be better coaches!
- Makes golf tournaments more **exciting**!
- Strives to improve the application daily!
- All golf tournament scores and leaderboards are preserved!
- No software to download, install or maintain!

What is iWanamaker?

- A browser based web application used to setup, manage and run high school golf tournaments.
- An easy to use scoring application for mobile devices.
- An online application to generate printable scorecards, pairing sheets and more.
- A live leaderboard in the palm of your hand.

How it Works?

- Coaches create and manage tournaments with an easy to use, step by step process.
- Golfers, coaches or volunteers enter scores using a smartphone after the completion of each hole.
- Spectators follow the live action on a smartphone, tablet or desktop computer.
- Option for coaches to instantly wrap-up the tournament by showing leaderboards on LCD projectors or TVs.
- Leagues within iWanamaker are used to house teams, schedules, rosters, rankings and more for an entire state high school association.

Accessing iWanamaker

iWanamaker is a browser based software application that lives in the cloud. All data entered into iWanamaker is stored in the cloud and is accessible via a browser. The application is hosted on Amazon Web Services with features to automatically scale depending demand. Other companies that use AWS include Netflix, Expedia, Adobe Systems, Pinterest as well as other high profile companies. If you are interested in learning more about AWS, simply go to <http://aws.amazon.com/solutions/case-studies/>.

You must have an internet connection to access iWanamaker. Internet connections can be established via a WiFi connection or direct by means of LTE, 3G, 4G, etc. The iWanamaker application is browser based so a browser is required. Some of the more popular browsers are:

- Google Chrome
- Mozilla Firefox
- Microsoft Internet Explorer
- Apple Safari


These browsers are free and can be downloaded and installed on most desktop, laptop, tablet and smartphones. iWanamaker recommends Google Chrome and Mozilla Firefox as the browser of choice.

There is both a desktop and mobile version of the iWanamaker application. When a user browses to the address <https://iwanamaker.com>, the application first detects the type of device being used. If the device is a smartphone, the mobile version of the application is run. If the device is a laptop, desktop or tablet, the desktop version of the application is run. Google chrome and Firefox have a menu item that gives the user an option to request the desktop version of an application. To learn more about this please Google “How to request desktop version of a Web site in Chrome”.

If you are interested in exploring how to use the different versions of iWanamaker on devices please see section *Accessing iWanamaker* for advanced users later in this document.

Leagues

- All regular season events must be scored on iWanamaker. It is required to enter all hole by hole scores for all freedom and invitational events. The iWanamaker system is easy to learn and use. It is highly recommended that scores are entered live during the event! By entering scores during the event, coaches will not have to enter 100’s and possibly 1,000’s of scores after the event.
- Each league contains event schedules, schools, rosters, rankings, coaches and golfers.
- League administrators have total control over the league and can make changes at any level.
- Registered spectators can access league events and rankings.
- Registered league coaches and golfers can access all the league events.



IWANAMAKER EVENTS LEAGUES SEARCH HELP

CURRENT LEAGUES

- Pikes Peak Junior Golf**
To promote & provide a competitive golf experience for junior golfers of Southern Colorado
- Colorado Golf Association Team Interclub**
When clubs compete - Golf Wins!
- Arizona Interscholastic Association**
Our Students, Our Teams . . . Our Future.
- New York State Public High School Athletic Association**
Education Through Interscholastic Athletics
- Colorado Junior Golf Association**
Keeping the game you love the game you love.
- Colorado High School Activities Association**
Seeking Excellence in Academics, Activities, and Athletics

Golfsmith
PRICE DROP
SAVE UP TO \$100
AMP CELL WOODS
Save Now >

Event Schedules

- An event can be of any of the types specified by the league chair person. Standard event types are practice and invitational. Events can contain multiple rounds with cumulative scoring across multiple rounds.
 - **Practice events** – can be created by a coach and used throughout the year. You can create as many rounds as you like under each event.
 - **Invitational events** – typically created by the school hosting the tournament. The number of teams in an invitational is limited to 200.
- Practice events are a great way to become familiar with iWanamaker. They also give your players an opportunity to learn how to score and compete real time. Practice schedules can also be used by parents to know when practices are and when each round is complete.
- Invitational events are typically used for regular season, state qualifiers or state championships.
- Coaches should check to see if their event already exists to prevent event duplication. VERY IMPORTANT!


Schools

A best effort has been put forth to make sure that all schools have been added to their league in iWanamaker. If you do not find your school please contact the person in charge of your league or iWanamaker support. To find your school, log into iwanamaker.com and choose Leagues at the top of the page. From the list of leagues, find your league and click on it. After navigating to your league you will see a menu on the left. Choose SCHOOLS from this menu and all the schools will be listed. You can scroll to find your school or use the search feature. After finding your school you can navigate to your school home page by clicking the school.

Most head coaches have been added to each school. Coaches for each school have the privilege of managing School profiles. School profiles are modified by any of the coaches in the school by clicking on the Edit School link on the left navigation menu. The items that can be modified are school name, address, mascot name and logo. It is recommended that the logo used be a transparent (.png works well) square image between 150x150 and 300x300 pixels.

Each school must have at least one athletic director and each team must have at least one coach. The maximum number of coaches for each team is 4. Coaches can be head or assistant coaches and can be added by other coaches, a league administrator or the athletic director for the school. League administrators, Athletic Directors and Coaches have the privilege of editing tournaments on iWanamaker.

Schools also have a boys and girls roster. Each season, coaches will have an option to copy last seasons roster forward There will be more information on rosters later in this document but it is worth pointing out that each coach should be assigned to a team roster. This is accomplished by selecting settings for the roster for which you are assigning a coach.



Coaches

The full list of head coaches along with their email and mobile phone number are maintained in the iWanamaker league.

- The coaches list is accessible by all athletic directors, coaches and league administrators.
- Coaches are responsible for managing their team rosters throughout the year.

Coaches who host events are responsible for managing and executing their event. Support is available from your league Czar. Contact a league administrator if you are not sure who this is for your section.

Team Rosters

Rosters for boys and girls teams have been created for each school that has a team. Team rosters are managed by coaches or assistant coaches from the school. Be sure to check the SETTINGS for your roster. The settings for a roster allow you to specify the gender, division, section and coaches for the roster.

Golfers need to be activated or added to their team roster by their coach or school athletic director. The system also requires that one parent or guardian is added for each golfer. A parents consent is required for a golfer to be eligible to participate in the regional and state tournaments. The consent process must be completed online by the parent. The iWanamaker system sends an email to each parent after a golfer has been activated or added to a roster. The email explains the process and contains a unique link to the consent form. After the consent is completed the parent will receive their regular season pass to follow all the live action. It is the responsibility of the coach to make sure that the parents of the golfers have completed the golfer consent process. Golfers that do not have the consent of their parent will NOT be eligible to participate in the regional and state championship.

The fields for adding a golfer are:

1. Golfer name (mandatory)
2. Golfer Gender (mandatory)
3. Golfer graduation year (mandatory)
4. Golfer email (optional)
5. Golfer seed (optional)
6. Parent/Guardian Name (mandatory)
7. Parent/Guardian Email (mandatory)

Seed is also included on the team roster. Adding a seed for golfers makes creating pairings much easier for the coaches managing tournaments. If each coach updates their player's seed throughout the year, event managers can use this information and ultimately eliminate the need to contact the visiting coach to find out what players will be participating in an event.

Rankings

Individuals and teams will be ranked based on their rating throughout the season.

Individual ratings are calculated for 9 hole round scores using the following formula:

$$iWr = \text{score} - \text{rating} \times (113 / \text{slope})$$

An average of multiple round scores is calculated throughout the season.

Ratings are updated each time a round is closed by an event manager. Please see *appendix A* for details on the rating and ranking system.

Coaches Registration

Coaches **MUST** be registered users on iWanamaker. Go to iwanamaker.com (mobile or desktop) to register. Name, Email and Password are required. When a coach is added to a league, the system will identify them as a registered user and tag them with a unique i-swoosh to identify that they are a registered user on iwanamaker.com.

Why is registration required?

Only registered users will be able to view schedules, live scoring, player and team rankings. The iWanamaker system requires that each user be unique. The unique ID used is an email address.

Emails will ONLY be used to communicate golf related messages specific to the League and iWanamaker.

The registration process

1. ADs and coaches are added to their school and assigned to the team they coach by league administrators.
 - a. An Email is automatically sent to newly added ADs and coaches.
 - b. ADs and coaches acknowledge or accept the invitation by registering on iwanamaker.com.
2. Assistant coaches are added to the school by head coaches or ADs.
 - a. An Email is automatically sent to newly added assistant coaches.
 - b. Assistant coaches acknowledge or accept the invitation by registering on iwanamaker.com.
3. Golfers and a parent or guardian are added to the school's team roster by their coach or assistant coach.
 - a. An email is sent to the parent with information about the season and mandatory parent consent.
 - b. Parents must complete the consent process in order for their daughter or son to be eligible.

- c. An Email is automatically sent to newly added golfers.
- d. Golfers acknowledge or accept the invitation by registering on iwanamaker.com.

Events

Creating an invitational event

Invitational tournaments are created by the team of the hosting school. Coaches or assistant coaches from other school can assist in managing an event if they have been added as a coach to the event. You must create an event from the desktop version of iWanamaker. The hosting school will need to do the following to set up an event:

1. Create the event by navigating to the league on iWanamaker and click on “+ Create League Event”.
2. Choose the club and course where the event will be played.
3. Add coaches, golfers and teams to the event.
4. Create a round (9 or 18 hole) for the event.
5. Create pairings and add golfers to the pairings for the round.
6. Generate printed material for the event.

Modifying or editing an event

This section is for coaches who are in charge of managing events. An event that has 4 teams may only require one coach to manage the event or if a coach decides that he needs help managing an event, he can add other coaches to the event and they will then be able to manage or edit the event. Any coach that has been added to the event coach’s roster has the option of modifying the event. **If you do not see the Edit Event button beside an event, you have not been added as a coach to the event.** To be added, please contact the host school. While modifying an event it is recommended that managers click the SAVE button often to save their work. iWanamaker also saves your work automatically when you move from step to step.

Details

The details of the event is the very first step in the event modification process and contains parameters critical to your event including name, start and end date and time, event gender, type and secure scoring. Each of these items can be changed at any time by any manager of the event. It is recommended that you do not change the name of the automatically created SCHOOL freedom events.

Pinnacle, Chaparral @ Notre Dame Prep (Girls)
Event Code: 3392528 [VIEW LEADERBOARD](#)

1. Details
2. Courses
3. People
4. Teams
5. Rounds
6. Leaderboard
7. Finish

Previous
Next

This event is a **Standard iWanamaker Event**.
This event is a **Arizona Interscholastic Association** event.

What is the event name?

When does the event start? (UTC -7:00) Mountain

When does the event end?

Which gender is participating in this event? Coed Boys Girls

What kind of high school event is this? Practice Freedom Invitational

Does this event use secure scoring? Yes No

Courses

Add one or multiple courses to your event. Each of these courses has many tee boxes. If you add a course to an event, the tee boxes are added automatically. iWanamaker has over 10,000 courses in its master database but if you can't find your course, you can create a custom course by selecting "Can't find your Course? Create a custom course for this event." You can also add a custom tee box to a scorecard. If you are not sure what course you are playing, you should add all the possible choices so that you can easily switch if needed. If the course rating and slope are not included, you can edit them for any tee box. Please keep in mind that league admins are notified each time a course rating or slope is modified. Changing the course for an event does not affect the scores for the golfers. It will however affect the scores with respect to par if the par values are different. If you need to change a course and there are already pairings set, you will need to first add the new course to the event and then choose the new course and tee box for each pairing.

Find a Course

State	Club	Course
Select a State...		
Can't find your course? Create a custom course for this event!		

Courses for This Event

Club	Course	EDIT COURSE	REMOVE
Antelope Hills Golf Course	North Course	EDIT COURSE	REMOVE
Antelope Hills Golf Course	South Course	EDIT COURSE	REMOVE

People/Coaches

Add Coaches to your event by clicking Add from league. After clicking Add from league you will have the option to choose a coach from one of the teams in the league. Please keep in mind that coaches must be assigned to a team roster at the league level. This is done by choosing settings for a team roster. The system is designed this way because there could be a coach for both a girls and boys team. That coach would need to be added as a coach for the school and then assigned to the boys and girls rosters. Coaches have total control over an event so be sure to only add coaches who will be aiding in event management.

People/Golfers

Add golfers to your event by adding them from a league roster. It is OK to have extra golfers in your event. You have the option to sort on any column, if you would like to group all the players by team, you would click on Team in the header of the table. If players are seeded at the league roster level the seeding information is brought with during the import process. Seeds for each golfer can be modified in the People/Golfer roster as well.

Golfers for This Event

Yes (0) | Maybe (0) | No (0) | No Response (12) | Total (12)

#	First Name	Last Name	Email	Seed	Team	Response
1	Alec	Ivanoff	Allstars0202@gmail.com		CDO	No Response
2	Alex	Jones	phylelo@att.net		CDO	No Response
3	Chandler	Garcia	Cgarcia0830@icloud.com		CDO	No Response
4	Cristian	Quezada	cristian.horrocks@gmail.com		CDO	No Response

People/Spectators

This is a list of the spectators who have registered and are following the live action. This is not an editable list, it is for viewing only.

Teams

Teams can be added to an event either by adding one or more golfers in the People/Golfers step or by adding a team directly in the Teams step. If a team has a logo at the league level the logo will be loaded in the event automatically. Team logos add a professional touch to high school tournaments and allow the golfers to show they represent their school. Event managers can change a logo for any team on the Teams step. There is an option to enable or disable the logos and abbreviations on leaderboards and this is enabled by default. It is recommended that this option is enabled.

Rounds

Every event must have at least one round but iWanamaker supports events with multiple rounds as well. For example, a state tournament typically has 2 rounds. Some coaches use iWanamaker for their practices where they add a round for every one of their practices. Every round has options that are used to set the parameters for the round as well as the defaults for pairings for the round. Pairings are the most important part of a round. A pairing is a grouping of golfers, a starting hole, starting time, golf course and a tee box. Every pairing must contain these components. The number of golfers in a pairing can be one or many. It is important to understand that the options chosen are used for creating new pairings only. Changing the default options will not affect existing pairings. If you have a round that has half the field playing from one course (Course A) and the other half playing from another course (Course B) you could set the default course and tee box to course A and its tee box and then build the first half of your pairings. Then set the default course and tee box to Course B and its tee box and build the second half of the pairings.

Leaderboard

Golf tournaments are all about leaderboards and iWanamaker has many options available for its leaderboards. Leaderboards can be turned on or off at any time and will not affect any scores that have been entered. iWanamaker also offers the option to disable cumulative event leaderboards. This might be used if you are running many rounds in a practice event and do not want the scoring to be cumulative across rounds. Automatic tiebreakers are an option and are based on the standard USGA stroke play tiebreaker methods. This method uses the last 9 holes, 6 holes and then 3 holes to determine a winner. If a winner still can't be determined, the managers of the event will need to use another method to break the tie. There is also the option to deal with teams not having the minimum number of golfers to qualify. Simply check the box next to "Mark incomplete teams as unranked."

Finish/Publish

In the Finish/Publish managers have the ability to enter event information and rules. Information and rules will be displayed on the event home page for mobile and desktop so managers can use this feature to display important event information and rules. An event image or logo can be associated with each event and is specified on this step. If emails were included with the golfers, iWanamaker gives managers to option to send emails from the event to coaches and golfer in the event. The final section of the Finish/Publish step is where managers can generate printed material. iWanamaker has many options available for pairing sheets, alphabetical lists, scorecards, etc. When choosing to print documents, the system will generate a PDF file that can be sent to the printer.

Finish/Test

In order to be confident that your event is setup correctly, you can send yourself an email that contains a link to the event. The concept is that the manager will open the email on their smartphone, click on the link, add some scores, check the leaderboards and verify everything is working correctly.

Pre-Event Execution

Most pre-event tasks are performed the day before or morning of the event. If you do need to make changes just prior to your event, you will need to make sure you are well versed in accessing your event on a mobile device. Go to the *Accessing iWanamaker* section for more information. Many coaches use the computer at the golf club where the event is being held to perform last minute tasks.

Three things must be done prior to your event starting:

1. Distribute official paper scorecards to all the coaches or golfers if this is required.
2. Notify coaches, golfers and parents that you will be using iWanamaker for real-time scoring and event wrap-up.
3. Gather all golfers and make the kick-off announcement as per below.

Kick-off announcement

Making an announcement highlighting the points below will help make sure your event is run smoothly:

1. **Score** – In order to start preparing for state tournaments today, each group will need to designate a person to score on iWanamaker.com. This will not be a distraction because scores are to be recorded between holes at the same time you record scores on your scorecards.
2. **Attest** – At the conclusion of your round, gather with your group and attest or verify the scores on your scorecard and smartphone. Please see a coach if you have any discrepancies.

Executing an event

After the golfers have all headed out to their starting hole and are set to enter the scores live, you will find yourself in a position where you can coach from the perspective of knowing how your team is doing. **Coaches can use iWanamaker as a tool to strategically approach their players** based of how they are doing and their personality.

1. Coach your team as you follow the individual and team leaderboards.
2. Locate and assist any pairings who may be having difficulty entering scores.
3. Prepare for post event wrap-up.

Post-Event Execution

Post event execution is where you will see the **biggest benefit** in using iWanamaker. If all of the scores are entered accurately, the individual and team results are available as soon as the last score is entered. Many coaches can wrap up an event in less than 15 minutes if all scoring is done live.

1. Instruct all golfers or scorers to meet with their group or pairing to verify and fix any discrepancies between their paper scorecards and iWanamaker virtual (smartphone) scorecards.
2. Validate, make any necessary changes to scores and lock scores on the “Edit Results” page.
3. Close the round to initiate the posting of results for rankings. Please note that the round should be closed as soon as possible and can be done from any tablet, desktop or laptop with internet access.

Closing a Round and Updating Rankings

Each time a round is closed, the individual and team rankings are updated to include the results of the round. When a round is closed, **scores can no longer be updated from a smartphone**. If changes need to be made to the scores, a manager of the event will need to open the round, make changes by going to Edit Results and then close the round to update the individual and team rankings. If you have Google Chrome on your smartphone, you can request the iWanamaker desktop site from the Chrome menu and close the round from your smartphone.

Spectator and Media Access

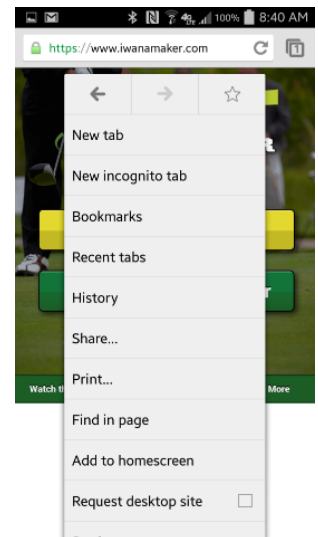
Spectators and media can follow live events by registering at <https://iwanamaker.com>. Registration is required to access both live and non-live events. Any registered user can access pairings and the final results of an event.

Accessing iWanamaker for Advanced Users

To become more familiar with the application, try this: go to <https://m.iwanamaker.com> on your desktop, laptop or tablet. You will notice that the mobile version of the software is launched and all the mobile functionality is available. You may find this helpful if you have an iPad with internet access and want to use it as a scoring device.

Many times, coaches have the desire to **access the desktop version from a smartphone**. To do this, you will need to install Google Chrome or Mozilla Firefox. To access the desktop, simply go to iwanamaker.com, open the browsers menu and enable the Request Desktop Site option. See the images below for Firefox and Chrome. Turn this option off to switch back to the mobile version.

Accessing the internet can be a challenge in some areas but is becoming easier because of the smartphone boom and demand for access from anywhere. The methods commonly used to connect to the internet are WiFi, LTE, 4G, 3G, etc. and are built into the smartphone device and some tablets. This is not the case for laptops. Coaches often have the desire to access the internet on a laptop or tablet that is not internet enabled. Their laptop or tablet typically has WiFi capabilities and if WiFi is available they simply connect. If WiFi is not available, coaches often use a feature called a hotspot. A hotspot is a way to turn your smartphone into an instant WiFi. Most smartphones have this feature and it is very easy to use. The concept is simple – enable the hotspot feature on your smartphone and then connect to it from a laptop or tablet. The younger generation is well versed on technology and should be leveraged when possible.



Appendix A - SCHOOL iWanamaker Ratings and Rankings

Player Eligibility

To be eligible and ranked as an individual in the iWanamaker rankings all players must:

- 1) Have received parents' consent (see section Team Roster earlier in this manual).
- 2) Compete in SCHOOL league events and invitational tournaments.
- 3) Tournaments must be played on a course with a USGA rating and slope.
- 4) All scores must be entered into events created using the iWanamaker system.

iWanamaker rating (iWr)

A measure of how a golfer performed on the course where they produced the score.

Parameters used to calculate SCHOOL iWanamaker ratings

Minimum number of 9 hole rounds for golfers	TBD
Minimum number of 18 hole rounds for golfers	TBD
Minimum number of 9 hole rounds for teams	TBD
Minimum number of 18 hole rounds for teams	TBD
Maximum number of scores allowed from the same course	TBD
Maximum number of rounds allowed per season	TBD
Number of lowest individual round ratings considered for the iWr	TBD

Individual iWr

Individual ratings will be updated automatically after each event (match, tournament, etc.) is finalized and will be available at all times on mobile and desktop under the iWanamaker league. Individual ratings are based on the golfer iWanamaker rating (iWr). Please see the section titled "How an iWr is computed" later in this document to learn more about how ratings are calculated. Options to filter by Gender, Year, Division, Section, etc. are available for individual rankings. A minimum number of individual rounds must be posted to be eligible for the state tournament. The number of rounds to count and the minimum number of rounds is set by the League's Golf Sports Advisory Committee. Individual rankings are based on the golfer's iWr and only golfers that have parents' consent will be displayed and ranked on the individual rankings. The following will be available on the rankings leaderboard.

- Position: Golfer position with respect to the field based on their iWr (lower is better)
- Logo: Golfers team logo
- Player: First and Last name of the golfer
- Events: Number of events considered in calculation
- Year: Current year in school
- School: Golfers school name
- iWr: Golfers iWanamaker Rating

How an iWr is computed

The iWanamaker rating is based on the formulas developed by the USGA (United States Golf Association) for rating professional and amateur golfers. It is a measure of how the golfer performed on the course where they produced the score. The iWanamaker rating system utilizes the formulas made available by the USGA and GHIN (Golfer Handicap Index Network) to calculate ratings for golfers based only on iWanamaker league events. All eligible scores posted by players are used to calculate each golfer's iWr.

Definitions

- **Course Rating:** The evaluation of the playing difficulty of a course for a scratch golfer under normal conditions based on yardage and other obstacles that affect scoring ability.

- **Slope Rating:** A measure of the relative difficulty of a course for players who are not scratch golfers.
- **Player Round Rating:** The difference between a gross score and the USGA Course Rating of the tee box on which the score was made.
- **iWanamaker Rating:** A measure of how well a player has performed throughout the season and is based only on tournament scores within an iWanamaker league. Only scores from tournaments played on USGA rated courses or considered.

Each course tee has a course rating a slope rating. The USGA Course Rating and Slope Rating together reflect the difficulty of the course.

Steps for calculating an individual iWr

1) After each round is completed, a player round rating is calculated based on the golfer’s score, the tee box course and slope rating as per the USGA/GHIN system. The player round rating is computed using the following formula:

$$\text{Player Round Rating} = (\text{Gross Score} - \text{Course Rating}) \times 113 / \text{Slope Rating}$$

Note: The Course Rating is what the USGA deems a scratch golfer would score on a course under normal playing conditions. A Slope Rating of 113 is for a course of standard difficulty according to the USGA. Please note that the (113 / slope rating) part of the formula is related non-scratch golfers. Therefore, this portion of the formula is omitted for gross scores equal to or lower than the course rating of the tee being played. A golfer who shoots the course rating would be rated at a zero and golfers who post a score less than the course rating would receive a negative rating. Please remember that lower is better.

2) Calculate the individual iWr based on the parameters set by the League’s Golf Sports Advisory Committee.

Below is an example of an individual iWr calculation based on eight 9-hole rounds. The lowest 7 rounds were used to calculate this golfer’s individual iWr.

DATE	HOLES	USED	SCORE	COURSE RATING	COURSE SLOPE	ROUND RATING	OVERALL IWR
26-AUG	9	9	39	35.8	127	2.847	2.847
29-AUG	18	Front 9	37	36.9	137	0.082	1.465
2-SEP	9	9	36	35.1	121	0.840	1.257
5-SEP	18	Both 9’s	76	74.4	128	1.412	1.296
9-SEP	9	9	37	35.5	122	1.389	1.314
19-SEP	18	Front 9	37	36.4	128	0.530	1.184
15-SEP	9	9	38	36.7	119	1.234	1.191
16-SEP	18	Both 9’s	75	72.2	133	2.379	1.124

Team iWr

Team ratings will be updated automatically after each event (match, tournament, etc.) and will be available at all times on mobile and desktop under the iWanamaker league. Team rankings are based on team iWanamaker rating (iWr). Please see the section titled “How team iWanamaker Ratings are Calculated” later in this document to learn

more about how ratings are calculated. Options to filter by Gender, Year, Division, Section, etc. are available for team rankings. A league can decide to require that a minimum number of rounds must be posted to be eligible for the state tournament. The number of rounds to count and the minimum number of rounds to post is set by the League’s Golf Sports Advisory Committee. Team rankings are based on the team’s iWr and only eligible team member scores will be used in calculating the team ratings. The following will be available on the team rankings leaderboard.

- Position: Team position with respect to the field based on their iWr (lower is better)
- Logo: Team logo
- Team: Team (school) name
- Events: Number of events considered in calculation
- iWr: Team iWanamaker Rating

How team ratings are calculated

After each round is completed and closed, each team iWr is calculated by summing the lowest scores of the team (3 of 4, 4 of 6, 4 of 5, etc.) and subtracting the nine hole rating times the number of scores to count and then multiplying the result by 113 divided by the nine hole slope. The team ranking system will automatically average the best x (TBD by the league’s golf advisory committee) team iWr’s to calculate the overall team iWr. The formula for calculating the team iWr is as follows:

$$\text{Team iWr} = (\text{Team Gross Score} - (\text{Course Rating} \times \text{Scores to Count})) \times (113 / \text{Slope Rating})$$

An example of a team (count 3 of 4) iWr calculation throughout the season:

DATE	HOLES	USED	SCORE	COURSE RATING	COURSE SLOPE	ROUND IWR	OVERALL IWR
26-AUG	9	9	119	35.8	127	10.321	10.321
29-AUG	18	Both 9’s	234	73.8	137	10.393	10.357
2-SEP	9	9	116	35.1	121	9.993	10.236
5-SEP	18	Both 9’s	228	74.4	128	4.237	8.736
9-SEP	9	9	120	35.5	122	12.504	9.490
19-SEP	18	Front 9	117	36.4	128	6.886	9.056
15-SEP	9	9	114	36.7	119	3.703	8.291
16-SEP	18	Both 9’s	223	72.2	133	5.438	7.282

Specifying which 9 hole round to use in an invitational tournament

Because the iWr is based on nine hole rounds, the host school for an invitational tournament should announce to the other teams competing in the tournament which nine holes will be considered for the iWr calculation prior to the start of play. It is an option to count both 9’s in an 18-hole tournament.

To finalize a round in an event, an event manager is required to close each round in the tournament. Closing a round initiates a process to update the iWr’s for all the teams and golfers participating in the event. For events that have more than 9 holes, the iWanamaker system will prompt the manager to designate the nine(s) to count towards the iWr. The choices are Neither, Front 9 or Back 9. If the manager chooses the wrong nine by accident, the round can be opened and closed again to have an opportunity to choose the correct nine.

Arizona Interscholastic Association

League

League Rankings



SEASON'S FREEBIE
 FREE JUMBO AUTOGRAPH BALL WITH ANY GOLF PURCHASE IN DECEMBER.

Actual Size
7" Diameter

Wilson Staff

SHOP GOLF BALLS

Individual iWanamaker Rating | Qualifying Rounds

Individual ▾ Qualifying Rounds ▾ Boys ▾ All Divisions ▾ All Sections ▾ 9-Hole Rounds ▾

Change

Pos	TM	Golfer	Rounds	IWR
1		JJ Gresco (SO) Notre Dame Prep (Sec. 6)	14	-3.400
2		David Ricciardelli (JR) Desert Mountain (Sec. 6)	11	-2.330
3		Michael Feagles (JR) Brophy (Sec. 6)	8	-1.996
4		Mason Andersen (SO) Basha (Sec. 5)	13	-1.971
5		Jino Sohn (SR) Hamilton (Sec. 5)	10	-1.814
6		Noel Sims (SR) Mountain Ridge (Sec. 2)	11	-1.664



Arizona Interscholastic Association

League

League Rankings

SEASON'S FREEBIE

FREE JUMBO AUTOGRAPH BALL WITH ANY GOLF PURCHASE IN DECEMBER.

Actual Size
7" Diameter

Wilson Staff

SHOP GOLF BALLS

Team iWanamaker Rating

Team ▾ Qualifying Rounds ▾ Boys ▾ All Divisions ▾ All Sections ▾ 9-Hole Rounds ▾
Change

Pos	TM	Team	Rounds	IWR
1		Desert Mountain Wolves (Sec. 6)	13	-3.258
2		Hamilton Huskies (Sec. 5)	14	-2.354
3		Red Mountain Mountain Lions (Sec. 4)	14	-0.035
4		Mountain View Mesa Toros (Sec. 4)	14	0.344
5		Notre Dame Prep Saints (Sec. 6)	14	0.401
6		Desert Vista Thunder (Sec. 5)	14	0.751

