

# Emergency Action Plan for Cherry Creek High School

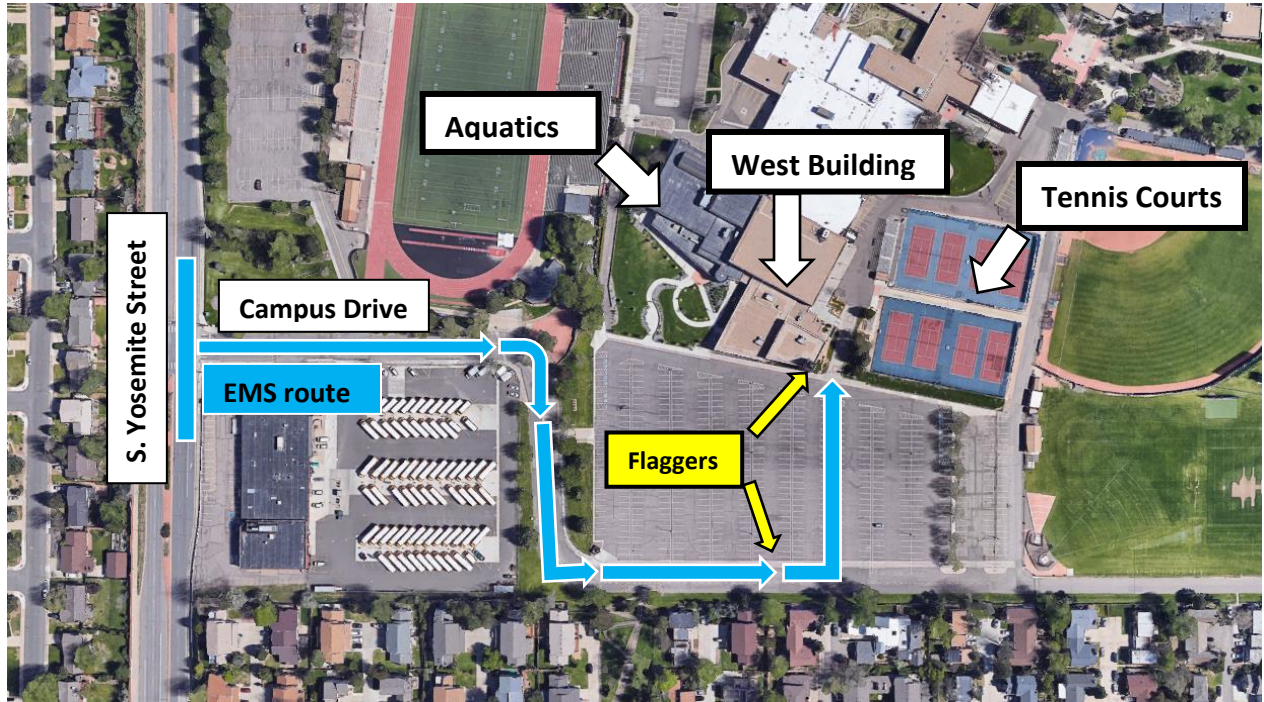
## West Building

(North Gym, South Gym, Athletic Training Room, Weight Room, Dance Room, Swimming Pool, Wrestling Room, Climbing Room, Tennis Courts)

1. **CALL 911**
2. Instruct EMS personnel to "Report to Cherry Creek High School, West entrance off of South Yosemite Street."
3. Send appointed personnel (assistant athletic trainer, coach, security officer, or building administrator) to meet/flag EMS and direct to appropriate entrance (see picture below, flaggers in yellow)
4. Provide necessary information to EMS personnel:
  - A. Caller's name, school address (9300 E. Union Ave, Greenwood Village 80111), & caller's cell phone number.
  - B. Number of victims, condition of victim(s)
  - C. First-aid treatment initiated
  - D. Specific directions as needed to locate scene: "we have sent an individual to meet the ambulance in the parking lot who will direct the ambulance to our specific location."
  - E. Other information as requested by dispatcher. Do not hang up until directed to do so.
5. "Flagger" will stop EMS upon arrival and direct to the Appropriate Entrance – SEE PICTURE BELOW.
6. Provide first aid and emergency care until arrival of EMS personnel and assist with emergency care as needed.
7. Prior to EMS departure, ascertain the location the injured student-athlete is being transported to.

### Notes:

- Parent, coach or building administrator must follow student-athlete to hospital whenever feasible.
- Contact parents of student-athlete once the emergency incident allows
- Contact head athletic trainer once the emergency incident allows: Cell: 808-429-5851
- Contact the athletic director once the emergency incident allows: Cell: 303-204-8726/ 720-234-0192
- If the above-mentioned Cherry Creek personnel are not able to be contacted, call CCSD at 720-879-4024
- Complete CCSD Incident Report within 24-hour period (contact athletic director for details)



# Emergency Action Plan for Cherry Creek High School

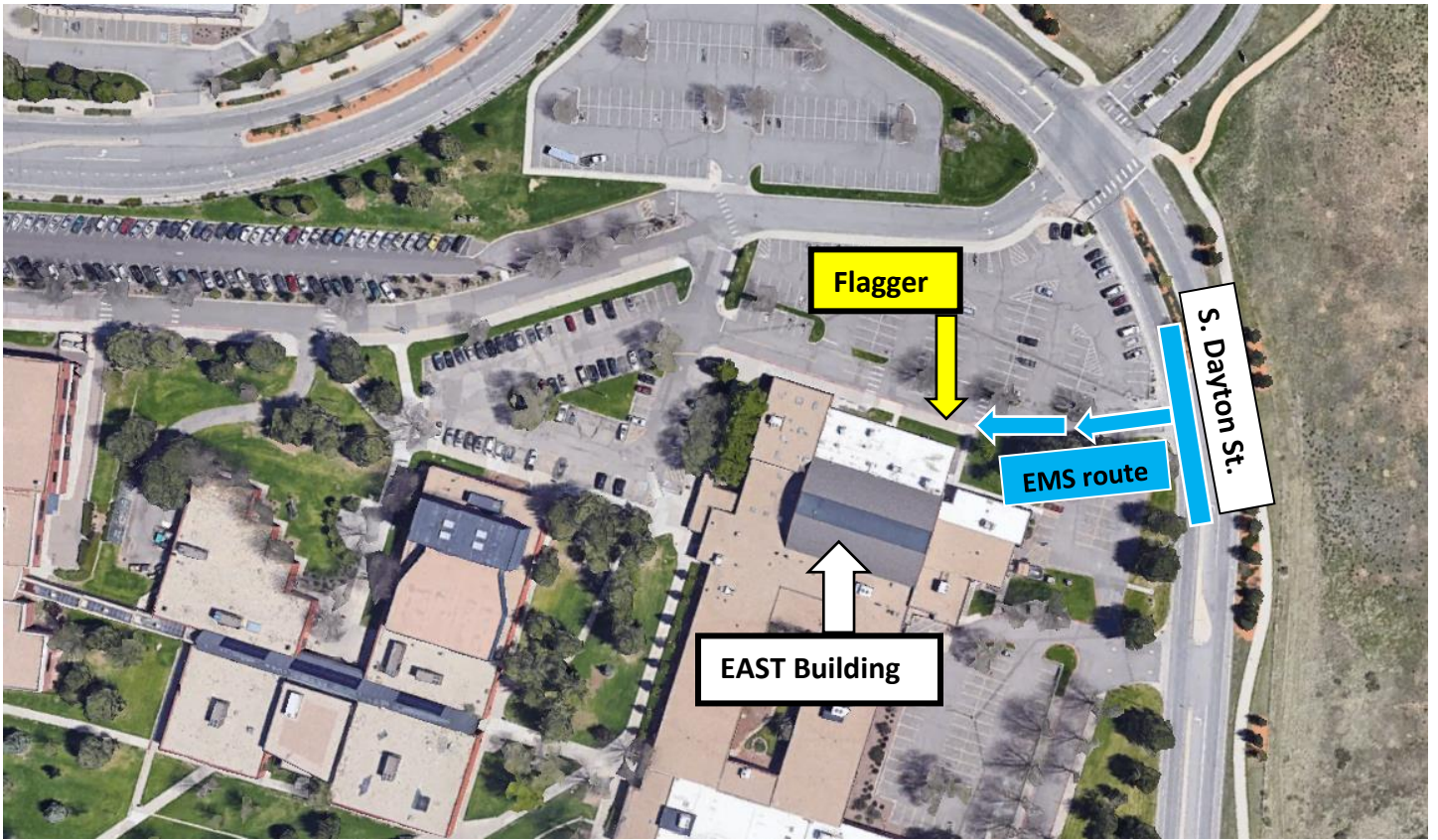
## East Building

(Gymnastics, Events in East Building Gymnasium)

1. **CALL 911**
2. Instruct EMS personnel to "Report to Cherry Creek High School, East entrance off of South Dayton Street."
3. Send appointed personnel (assistant athletic trainer, coach, security officer, or building administrator) to meet/flag EMS and direct to appropriate entrance (see picture below, flaggers in yellow)
4. Provide necessary information to EMS personnel:
  - A. Caller's name, school address (9300 E. Union Ave, Greenwood Village 80111), & caller's cell phone number.
  - B. Number of victims, condition of victim(s)
  - C. First-aid treatment initiated
  - D. Specific directions as needed to locate scene: "we have sent an individual to meet the ambulance in the parking lot who will direct the ambulance to our specific location."
  - E. Other information as requested by dispatcher. Do not hang up until directed to do so.
5. "Flagger" will stop EMS upon arrival and direct to the Appropriate Entrance – SEE PICTURE BELOW.
6. Provide first aid and emergency care until arrival of EMS personnel and assist with emergency care as needed.
7. Prior to EMS departure, ascertain the location the injured student-athlete is being transported to.

### Notes:

- Parent, coach or building administrator must follow student-athlete to hospital whenever feasible.
- Contact parents of student-athlete once the emergency incident allows
- Contact head athletic trainer once the emergency incident allows: Cell: 808-429-5851
- Contact the athletic director once the emergency incident allows: Cell: 303-204-8726/ 720-234-0192
- If the above-mentioned Cherry Creek personnel are not able to be contacted, call CCSD at 720-879-4024
- Complete CCSD Incident Report within 24-hour period (contact athletic director for details)



## Emergency Action Plan for Cherry Creek High School

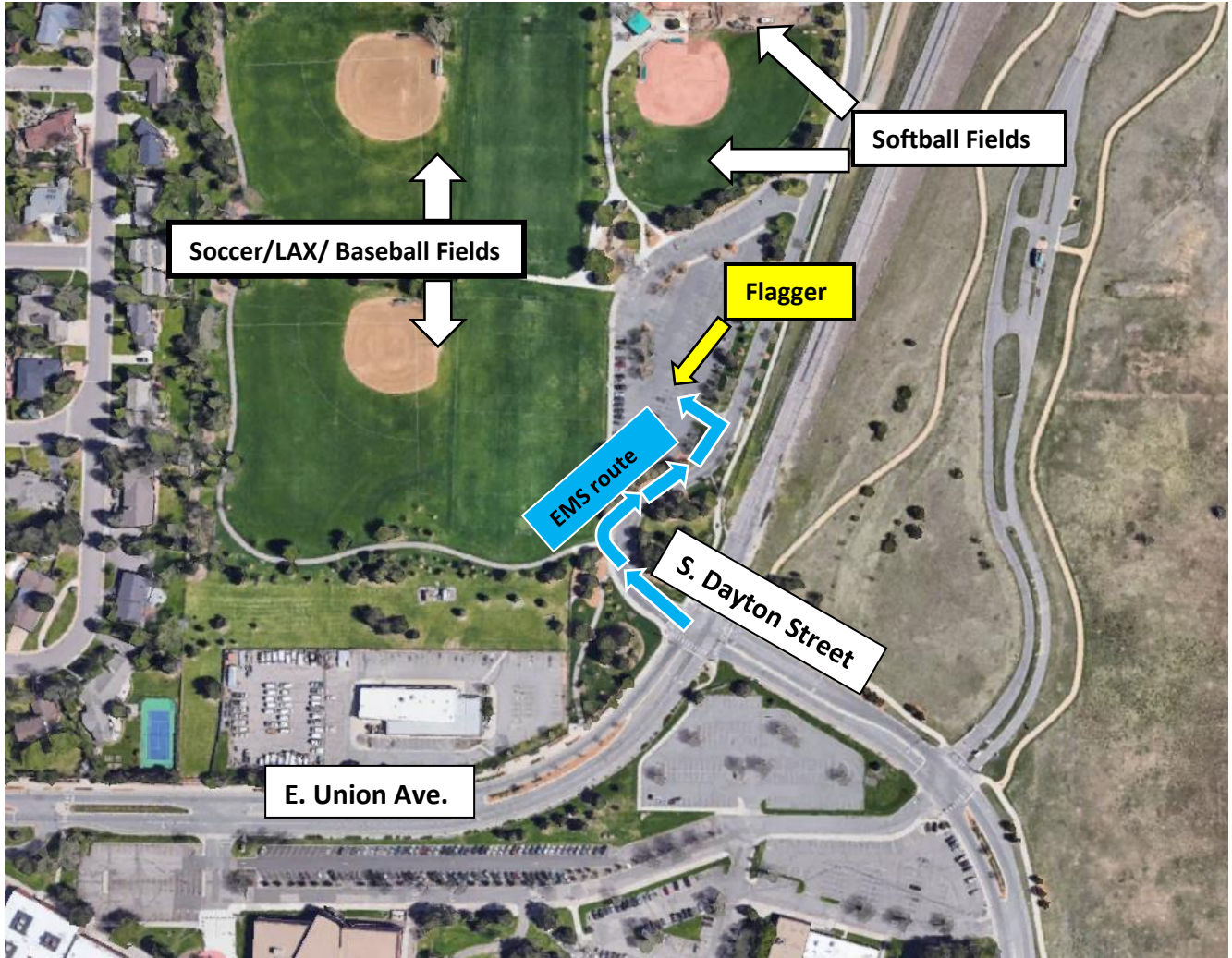
### Village Green Park (GV)

(Softball, soccer, baseball, lacrosse)

1. **CALL 911**
2. Instruct EMS personnel to "Report Village Green Park, entrance off of South Dayton Street."
3. Send appointed personnel (assistant athletic trainer, coach, security officer, or building administrator) to meet/flag EMS and direct to appropriate entrance (see picture below, flaggers in yellow)
4. Provide necessary information to EMS personnel:
  - A. Caller's name, Village Green Park address (9501 E Union Ave, Greenwood Village 80111), & caller's cell phone number.
  - B. Number of victims, condition of victim(s)
  - C. First-aid treatment initiated
  - D. Specific directions as needed to locate scene: "we have sent an individual to meet the ambulance in the parking lot off of South Dayton Street who will direct the ambulance to our specific location."
  - E. Other information as requested by dispatcher. Do not hang up until directed to do so.
5. "Flagger" will stop EMS upon arrival and direct to the Appropriate Entrance/ Field – SEE PICTURE BELOW.
6. Provide first aid and emergency care until arrival of EMS personnel and assist with emergency care as needed.
7. Prior to EMS departure, ascertain the location the injured student-athlete is being transported to.

#### Notes:

- Parent, coach or building administrator must follow student-athlete to hospital whenever feasible.
- Contact parents of student-athlete once the emergency incident allows
- Contact head athletic trainer once the emergency incident allows: Cell: 808-429-5851
- Contact the athletic director once the emergency incident allows: Cell: 303-204-8726/ 720-234-0192
- If the above-mentioned Cherry Creek personnel are not able to be contacted, call CCSD at 720-879-4024
- Complete CCSD Incident Report within 24-hour period (contact athletic director for details)



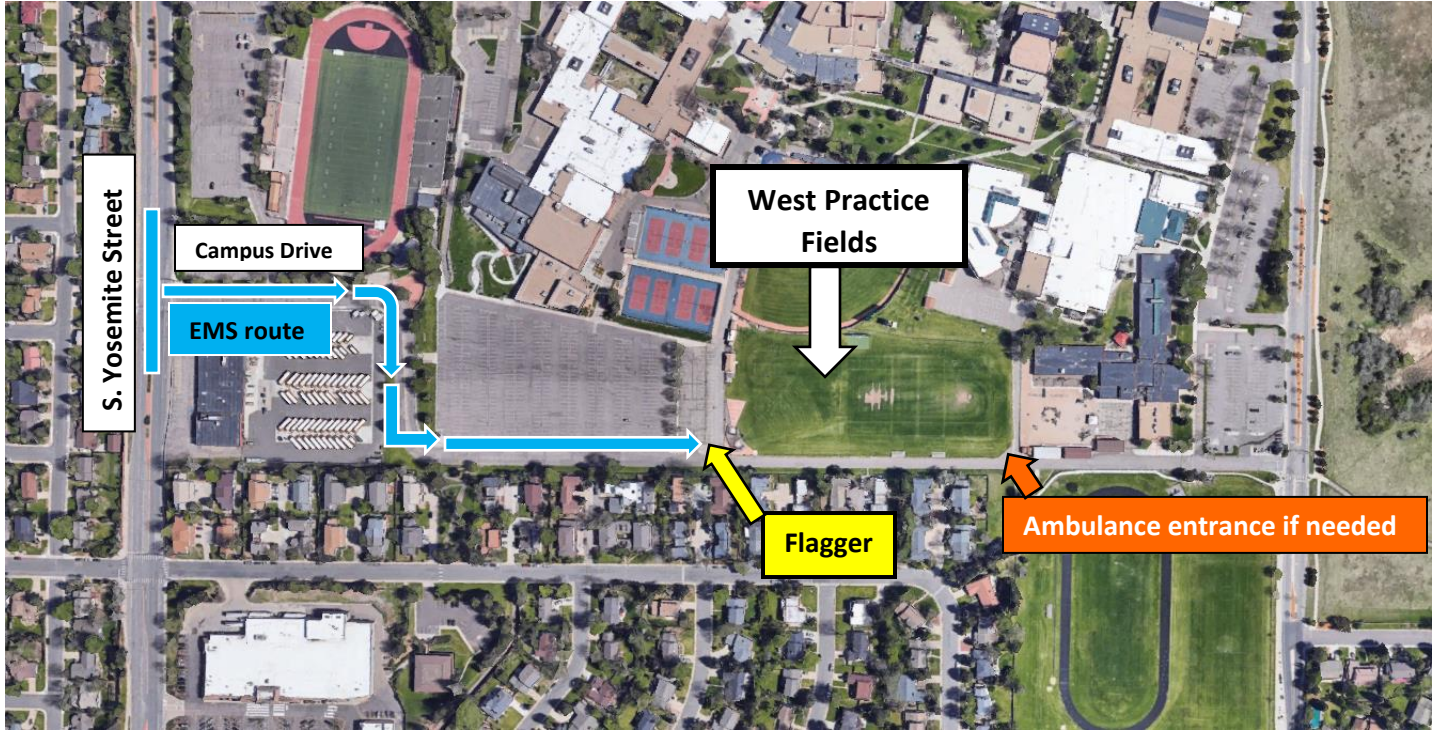
## Emergency Action Plan for Cherry Creek High School

### West Practice Fields

1. **CALL 911**
2. Instruct EMS personnel to “Report to Cherry Creek High School, West entrance off of South Yosemite Street.”
3. Send appointed personnel (assistant athletic trainer, coach, security officer, or building administrator) to meet/flag EMS and direct to appropriate entrance (see picture below, flaggers in yellow)
4. Provide necessary information to EMS personnel:
  - A. Caller’s name, school address (9300 E. Union Ave, Greenwood Village 80111), & caller’s cell phone number.
  - B. Number of victims, condition of victim(s)
  - C. First-aid treatment initiated
  - D. Specific directions as needed to locate scene: “we have sent an individual to meet the ambulance in the parking lot who will direct the ambulance to our specific location.”
  - E. Other information as requested by dispatcher. Do not hang up until directed to do so.
5. “Flagger” will stop EMS upon arrival and direct to the Appropriate Entrance – SEE PICTURE BELOW.
6. Provide first aid and emergency care until arrival of EMS personnel and assist with emergency care as needed.
7. Prior to EMS departure, ascertain the location the injured student-athlete is being transported to.

#### Notes:

- Parent, coach or building administrator must follow student-athlete to hospital whenever feasible.
- Contact parents of student-athlete once the emergency incident allows
- Contact head athletic trainer once the emergency incident allows: Cell: 808-429-5851
- Contact the athletic director once the emergency incident allows: Cell: 303-204-8726/ 720-234-0192
- If the above-mentioned Cherry Creek personnel are not able to be contacted, call CCSD at 720-879-4024
- Complete CCSD Incident Report within 24-hour period (contact athletic director for details)



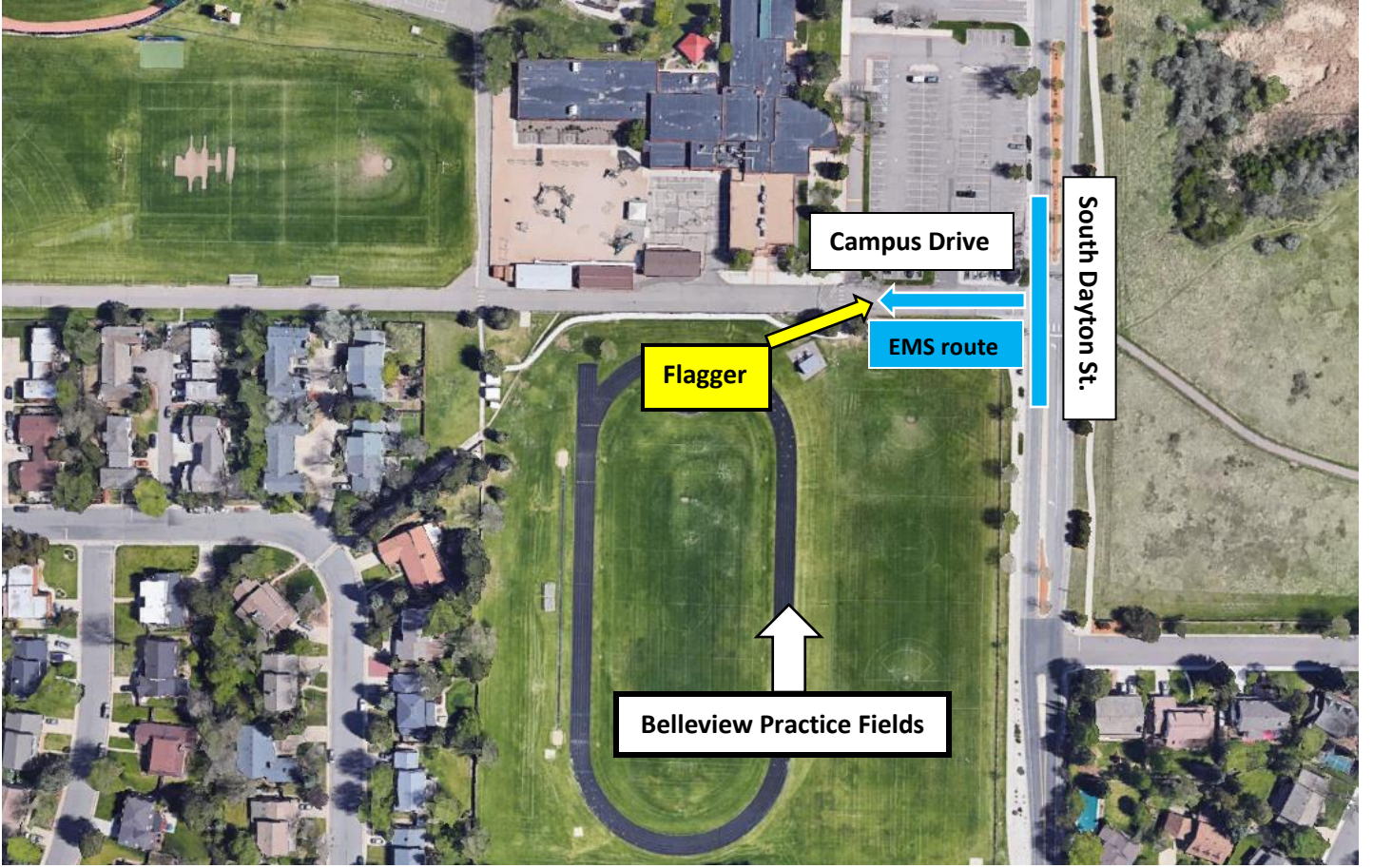
## Emergency Action Plan for Cherry Creek High School

### Bellevue Practice Fields

1. **CALL 911**
2. Instruct EMS personnel to “Report to Bellevue Elementary School, East entrance off of South Dayton Street.”
3. Send appointed personnel (assistant athletic trainer, coach, security officer, or building administrator) to meet/flag EMS and direct to appropriate entrance (see picture below, flaggers in yellow)
4. Provide necessary information to EMS personnel:
  - A. Caller’s name, school address (4851 S. Dayton Street, Greenwood Village 80111), & caller’s cell phone number.
  - B. Number of victims, condition of victim(s)
  - C. First-aid treatment initiated
  - D. Specific directions as needed to locate scene: “we have sent an individual to meet the ambulance on campus drive who will direct the ambulance to our specific location.”
  - E. Other information as requested by dispatcher. Do not hang up until directed to do so.
5. “Flagger” will stop EMS upon arrival and direct to the Appropriate Entrance – SEE PICTURE BELOW.
6. Provide first aid and emergency care until arrival of EMS personnel and assist with emergency care as needed.
7. Prior to EMS departure, ascertain the location the injured student-athlete is being transported to.

#### Notes:

- Parent, coach or building administrator must follow student-athlete to hospital whenever feasible.
- Contact parents of student-athlete once the emergency incident allows
- Contact head athletic trainer once the emergency incident allows: Cell: 808-429-5851
- Contact the athletic director once the emergency incident allows: Cell: 303-204-8726/ 720-234-0192
- If the above-mentioned Cherry Creek personnel are not able to be contacted, call CCSD at 720-879-4024
- Complete CCSD Incident Report within 24-hour period (contact athletic director for details)



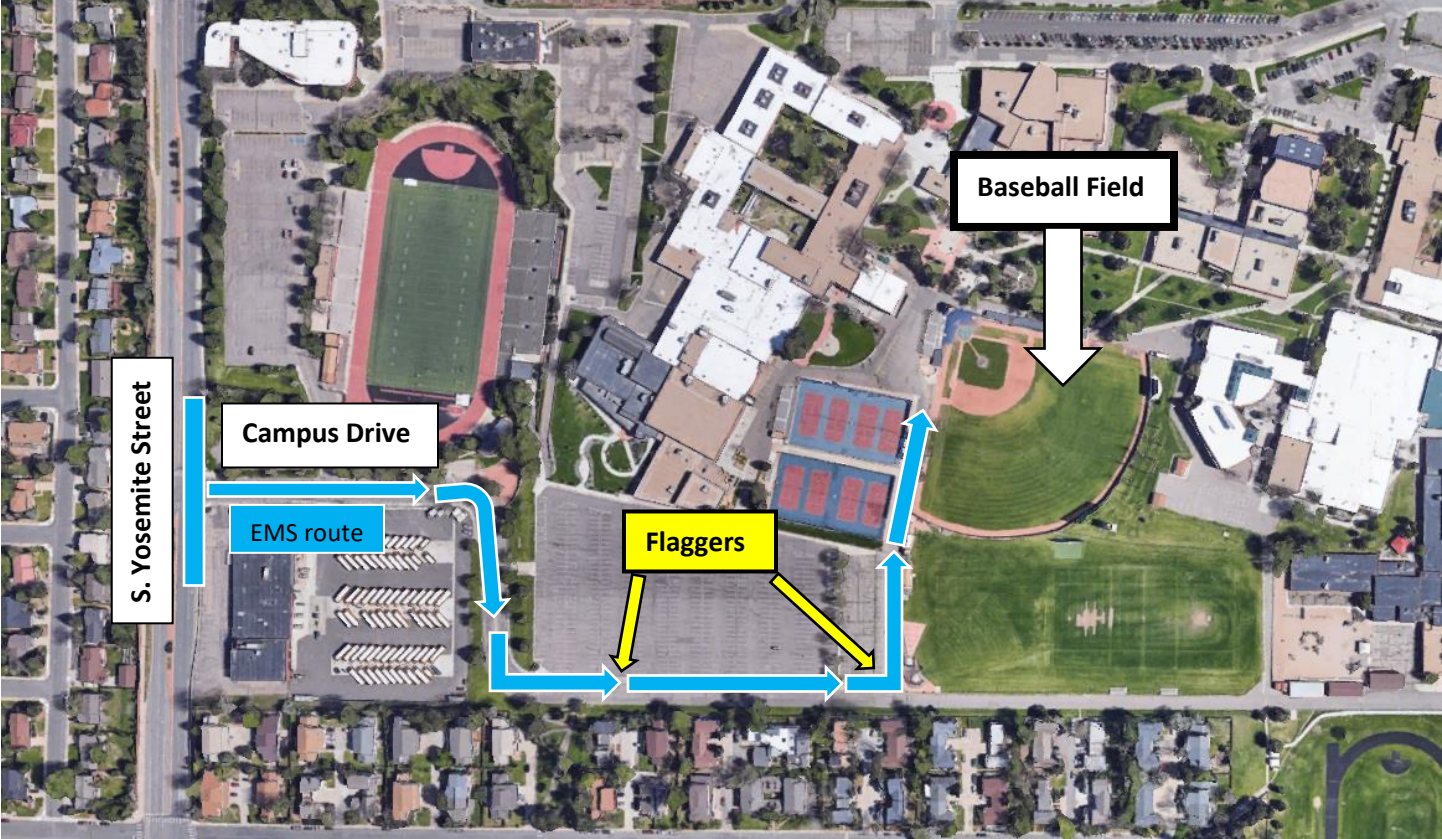
## Emergency Action Plan for Cherry Creek High School

### Baseball Field

1. **CALL 911**
2. Instruct EMS personnel to “Report to Cherry Creek High School, West entrance off of South Yosemite Street.”
3. Send appointed personnel (assistant athletic trainer, coach, security officer, or building administrator) to meet/flag EMS and direct to appropriate entrance (see picture below, flaggers in yellow)
4. Provide necessary information to EMS personnel:
  - A. Caller’s name, school address (9300 E. Union Ave, Greenwood Village 80111), & caller’s cell phone number.
  - A. Number of victims, condition of victim(s)
  - B. First-aid treatment initiated
  - C. Specific directions as needed to locate scene: “we have sent an individual to meet the ambulance in the parking lot who will direct the ambulance to our specific location.”
  - D. Other information as requested by dispatcher. Do not hang up until directed to do so.
5. “Flagger” will stop EMS upon arrival and direct to the East end of the parking lot and up the fire lane adjacent to the baseball field first base side – SEE PICTURE BELOW.
6. Provide first aid and emergency care until arrival of EMS personnel and assist with emergency care as needed.
7. Prior to EMS departure, ascertain the location the injured student-athlete is being transported to.

#### Notes:

- Parent, coach or building administrator must follow student-athlete to hospital whenever feasible.
- Contact parents of student-athlete once the emergency incident allows
- Contact head athletic trainer once the emergency incident allows: Cell: 808-429-5851
- Contact the athletic director once the emergency incident allows: Cell: 303-204-8726/ 720-234-0192
- If the above-mentioned Cherry Creek personnel are not able to be contacted, call CCSD at 720-879-4024
- Complete CCSD Incident Report within 24-hour period (contact athletic director for details)



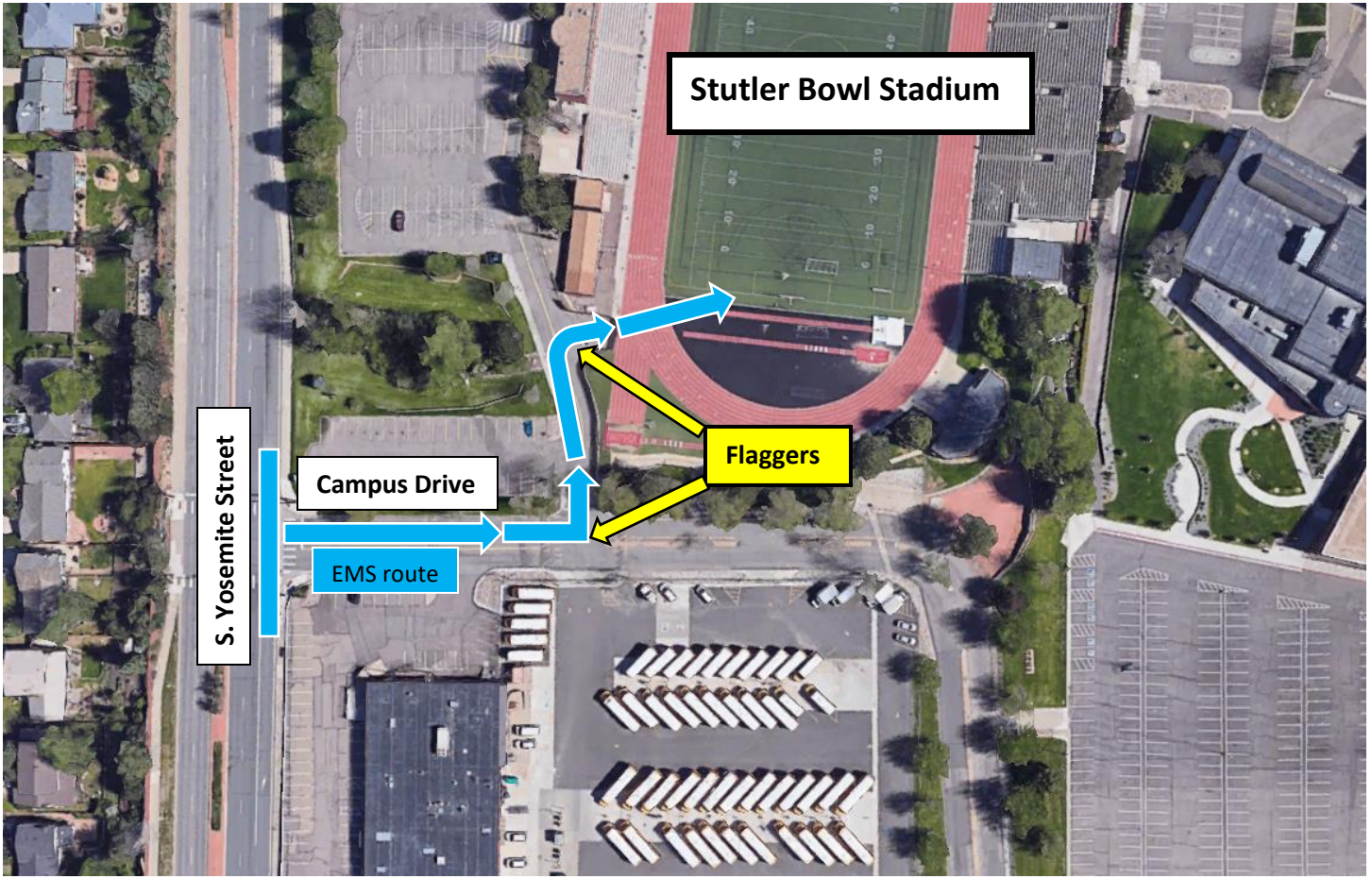
## Emergency Action Plan

# Stutler Bowl Stadium

1. **CALL 911**
2. Instruct EMS personnel to "Report to Stutler Bowl Stadium on the campus of Cherry Creek High School, West entrance off of South Yosemite Street."
3. Send appointed personnel (assistant athletic trainer, coach, security officer, or building administrator) to meet/flag EMS and direct to appropriate entrance (see picture below, flaggers in yellow)
4. Provide necessary information to EMS personnel:
  - A. Caller's name, school address (9300 E. Union Ave, Greenwood Village 80111), & caller's cell phone number.
  - B. Number of victims, condition of victim(s)
  - C. First-aid treatment initiated
  - D. Specific directions as needed to locate scene: "we have sent an individual to meet the ambulance in the parking lot who will direct the ambulance to our specific location."
  - E. Other information as requested by dispatcher. Do not hang up until directed to do so.
5. "Flagger" will stop EMS upon arrival and direct to the southwest corner of stadium where there is gate/ramp access – SEE PICTURE BELOW.
6. Provide first aid and emergency care until arrival of EMS personnel and assist with emergency care as needed.
7. Prior to EMS departure, ascertain the location the injured student-athlete is being transported to.

### Notes:

- Parent, coach or building administrator must follow student-athlete to hospital whenever feasible.
- Contact parents of student-athlete once the emergency incident allows
- Contact head athletic trainer once the emergency incident allows: Cell: 808-429-5851
- Contact the athletic director once the emergency incident allows: Cell: 303-204-8726/ 720-234-0192
- If the above-mentioned Cherry Creek personnel are not able to be contacted, call CCSD at 720-879-4024
- Complete CCSD Incident Report within 24-hour period (contact athletic director for details)



Stutler Bowl Stadium

Campus Drive



S. Yosemite Street

EMS route

Flaggers

# AED Locations


Familiarize yourself with the AED(s) closest to your practices/ games




The AED is mounted to the south wall in the aquatics center under the blue records board.




The AED is mounted to the wall in the hallway leading to the athletic training room and weight room.



The AED is mounted to the wall in the hallway between the North Gym and the Main Office, next to the vending machines.



The AED is mounted to the wall in the hallway to the right as you enter the East Building from the West side



The AED is located inside the Training Room between the two locker rooms past the southeast edge of the track. It is mounted on the wall inside the utility room.